

TRADING SIGNAL REPORT

Period: Last 7 Days | Generated: 2025-11-26 10:43 UTC

PERFORMANCE SUMMARY

Total Signals	Win Rate	Total Profit	Avg Profit
20	57.1%	-21.64%	-3.09%

TIMEFRAME STATISTICS

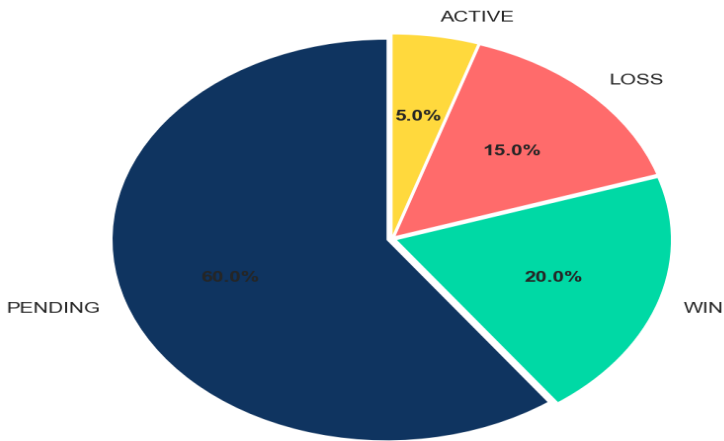
Timeframe	Signals	Status
Last 7 Days	20	Recent
Last 30 Days	20	Monthly
Last 90 Days	20	Quarterly

DETAILED BREAKDOWN

Metric	Value	Metric	Value
Wins	4	Losses	3
Best Trade	+0.23%	Worst Trade	-9.65%
Active	1	Cancelled	0
TP1 Hit Rate	20.0%	TP2 Hit Rate	0.0%
Entry Hit Rate	40.0%	TP3 Hit Rate	0.0%
Long Signals	3	Short Signals	9
Spot Signals	8	Avg Duration	3.6h

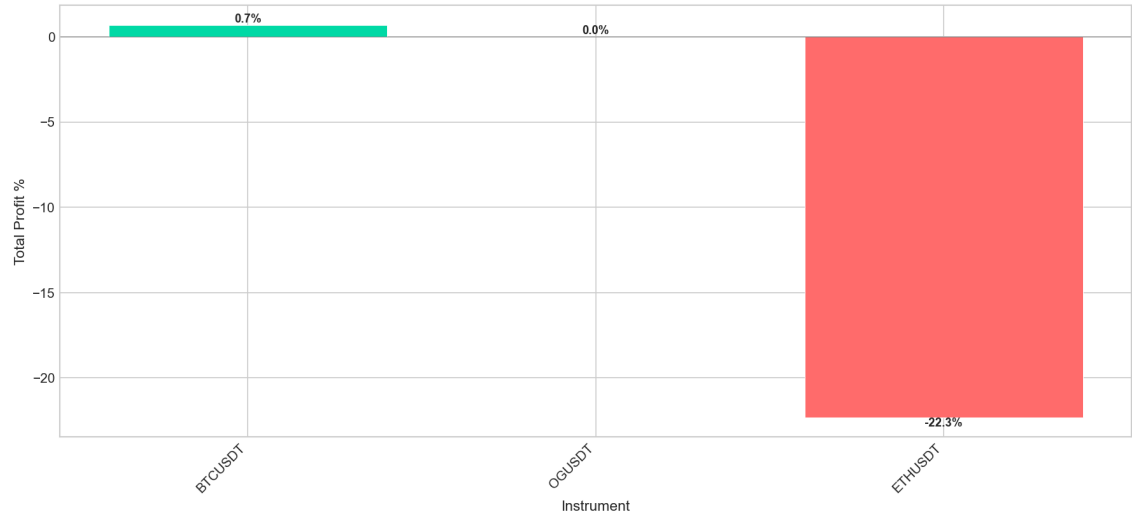
OUTCOME DISTRIBUTION

Signal Outcomes Distribution



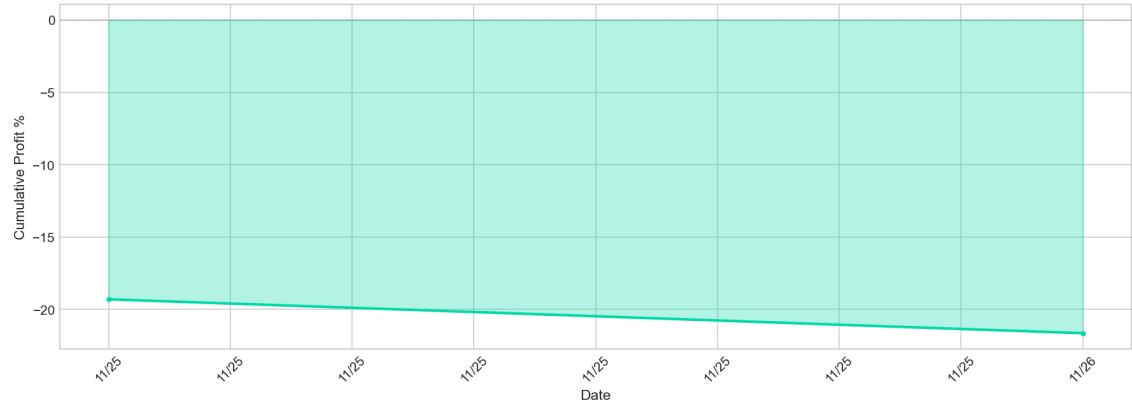
TOP PERFORMERS

Top 10 Instruments by Profit



CUMULATIVE PROFIT

Cumulative Profit Over Time



■ SIGNAL PERFORMANCE TABLE

Showing all 20 signals from the last 7 days

Date	Instrument	Side	Leverage	Status	TP Hits	Profit
2025-11-26	ETHUSDT	LONG	5.0x	ACTIVE	0	+0.00%
2025-11-26	ETHUSDT	SHORT	5.0x	PENDING	0	+0.00%
2025-11-26	OGUSDT	SPOT	nanx	PENDING	0	+0.00%
2025-11-26	BTCUSDT	SPOT	nanx	CLOSED	1	+0.16%
2025-11-26	BTCUSDT	SPOT	nanx	CLOSED	1	+0.23%
2025-11-26	BTCUSDT	SPOT	nanx	CLOSED	1	+0.15%
2025-11-26	BTCUSDT	SPOT	nanx	CLOSED	1	+0.15%
2025-11-26	BTCUSDT	SPOT	nanx	PENDING	0	+0.00%
2025-11-26	ETHUSDT	SHORT	5.0x	CLOSED	0	-3.03%
2025-11-26	ETHUSDT	SHORT	5.0x	PENDING	0	+0.00%
2025-11-26	ETHUSDT	SHORT	5.0x	PENDING	0	+0.00%
2025-11-26	ETHUSDT	SHORT	5.0x	PENDING	0	+0.00%
2025-11-26	ETHUSDT	SHORT	5.0x	PENDING	0	+0.00%
2025-11-26	ETHUSDT	SHORT	5.0x	PENDING	0	+0.00%
2025-11-26	ETHUSDT	SHORT	5.0x	PENDING	0	+0.00%
2025-11-26	ETHUSDT	SHORT	5.0x	PENDING	0	+0.00%
2025-11-26	ETHUSDT	SHORT	5.0x	PENDING	0	+0.00%
2025-11-25	ETHUSDT	LONG	5.0x	CLOSED	0	-9.65%
2025-11-25	ETHUSDT	LONG	5.0x	CLOSED	0	-9.65%
2025-11-25	BTCUSDT	SPOT	nanx	PENDING	0	+0.00%
2025-11-25	BTCUSDT	SPOT	nanx	PENDING	0	+0.00%